





Comecocos For Language Learners

	<p>1</p> <p>¿Cuál es tu comida favorita?</p>	<p>2</p> <p>¿Cómo te llamas?</p>	
<p>8</p> <p>¿En qué ciudad vives?</p>			<p>3</p> <p>¿Cuántos años tienes?</p>
<p>7</p> <p>¿Cuál es tu número de teléfono?</p>			<p>4</p> <p>¿Cuál es tu animal favorito?</p>
	<p>9</p> <p>¿Qué día es hoy?</p>	<p>5</p> <p>¿Cuántos hermanos tienes?</p>	

Folding Instructions

1. Cut out the *comecocos*.
2. With the printed side up, fold in half to get a rectangle. Fold that rectangle in half to get a square.
3. Open the *comecocos* completely, place the printed side down on the table, and fold each corner into the center (the point of the corner will touch the middle). You will have a square.
4. Flip the *comecocos* over (the corners you just folded in will be against the table). Again fold in each corner so the point touches the center.
5. Flip over again and fold in half to crease, unfold and then fold in half the other way to crease. Unfold. You should end up with a square with little pockets at each corner.
6. Fold in half with the pockets on the outside. Hold the *comecocos* so the openings of the pockets are down. Put the thumb and index finger from one hand into the pockets on one side. Put the other thumb and index finger into the other two pockets. Pinch your index fingers and thumbs together.